

CALS Alumni Association



Training and Onboarding

CALS Alumni Association

- Background and Basics
- Organizational Structure
- Signature Events
- Tools for Success
- Staff Support



Training and Onboarding

CALS Alumni Association

Mission

The Association exists to promote fellowship and leadership among alumni, students, and faculty and to advance the teaching, research, and extension functions of the College of Agriculture and Life Sciences at Cornell University.

Intent

CALSAA intent is to facilitate connections among the 48,000+ alumni globally with the College, Cornell, students, faculty, administrations, and other alumni

Who is a member?

- All alumni: Students become members upon graduation. No Dues!
- Friends, Faculty, and Staff

Training and Onboarding

CALS Alumni Association

We are committed to:

- Build awareness among young alumni and students
- Champion alumni, student and CALS successes
 - Engage and develop volunteer leaders
- Promote alumni personal and professional development
 - Support career development and networking connections
 - Facilitate alumni lifelong learning



In coordination and support of the Dean's academic & fundraising priorities

Training and Onboarding

CALS Alumni Association

Goals

- Increase the % CALS alumni who engage (AEI) by 5%
 - From 27.7% to 32.7% by 2018.
 - Engagement = Volunteer, attend an event and/or give.
- Begin tracking awareness of CALS Alumni Association among graduating students and young alumni (< 5yrs) and increase awareness by 1% each year.
- Secure 100% CALSAA Board of Directors participation each year in Annual Fund.

Training and Onboarding

CALS Alumni Association

Role of a Director

- Make connections!
- Share knowledge and college successes!
- Provide guidance and feedback!
- Collaborate!
- Enhance college visibility!



Training and Onboarding

CALS Alumni Association

Funding

- College support
- Long-term Investment Payout
- Carter Fund



Operating Fund

Previous
FY

Operating
Reserves
(LTIP)

**College Support
& “Routine”
Operations**

Income:

Event/OAA
Income

College
Support

Carry
Forward

1st

2nd

3rd

4th

Student Support

- Internships
- Senior Service Awards
- Alumni Career Link

Programs

- OAA Banquet
- Reunion
- Strategic Programming

Boards & Committees

- Meeting Expenses
- Hotel, Travel
- Etc.

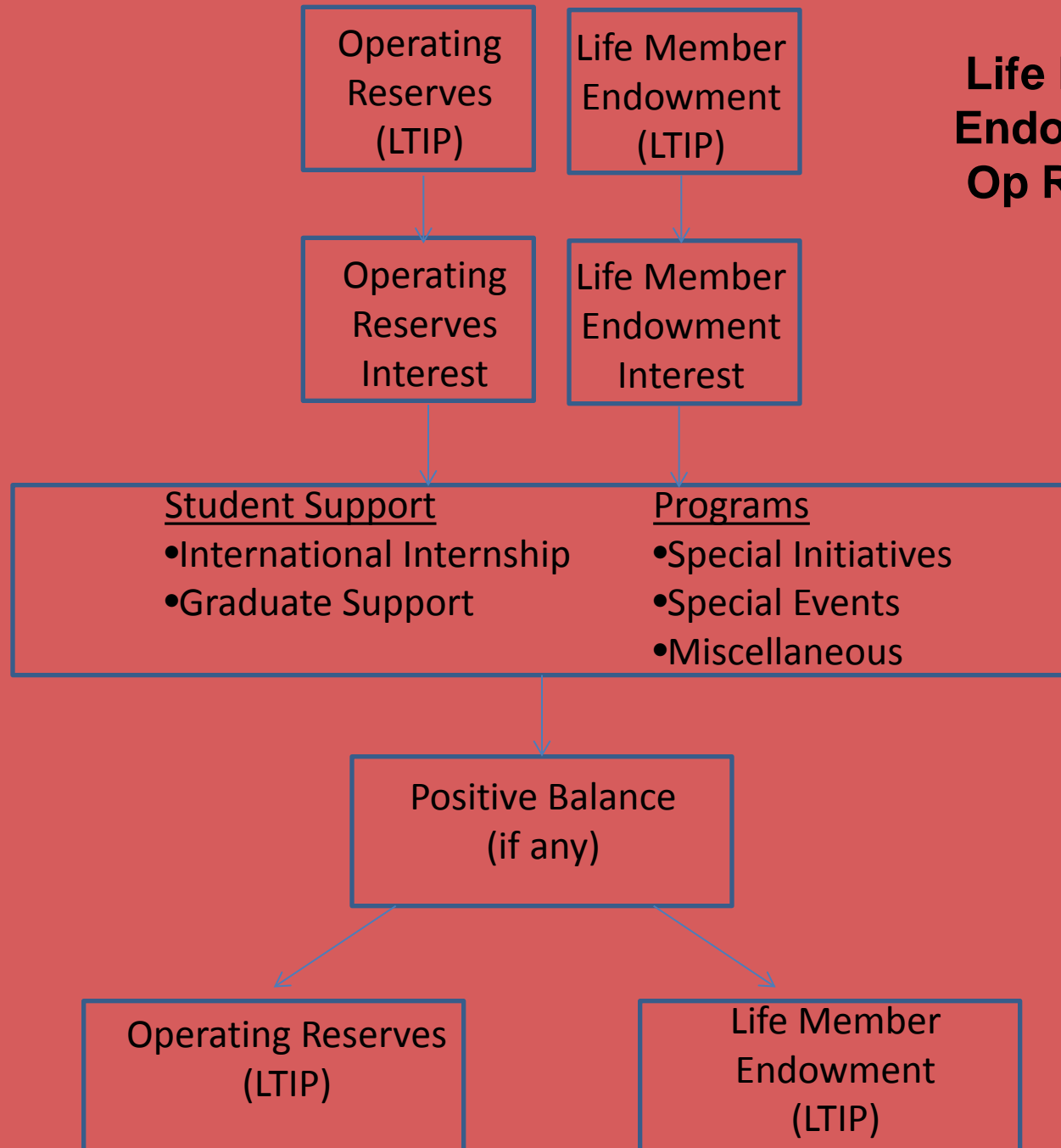
Operating Fund

Positive Balance
(if any)

Carry forward to
next FY

Operating Reserves
(LTIP)

Life Member Endowment & Op Reserves



Carter Fund

Carter Fund
Endowment

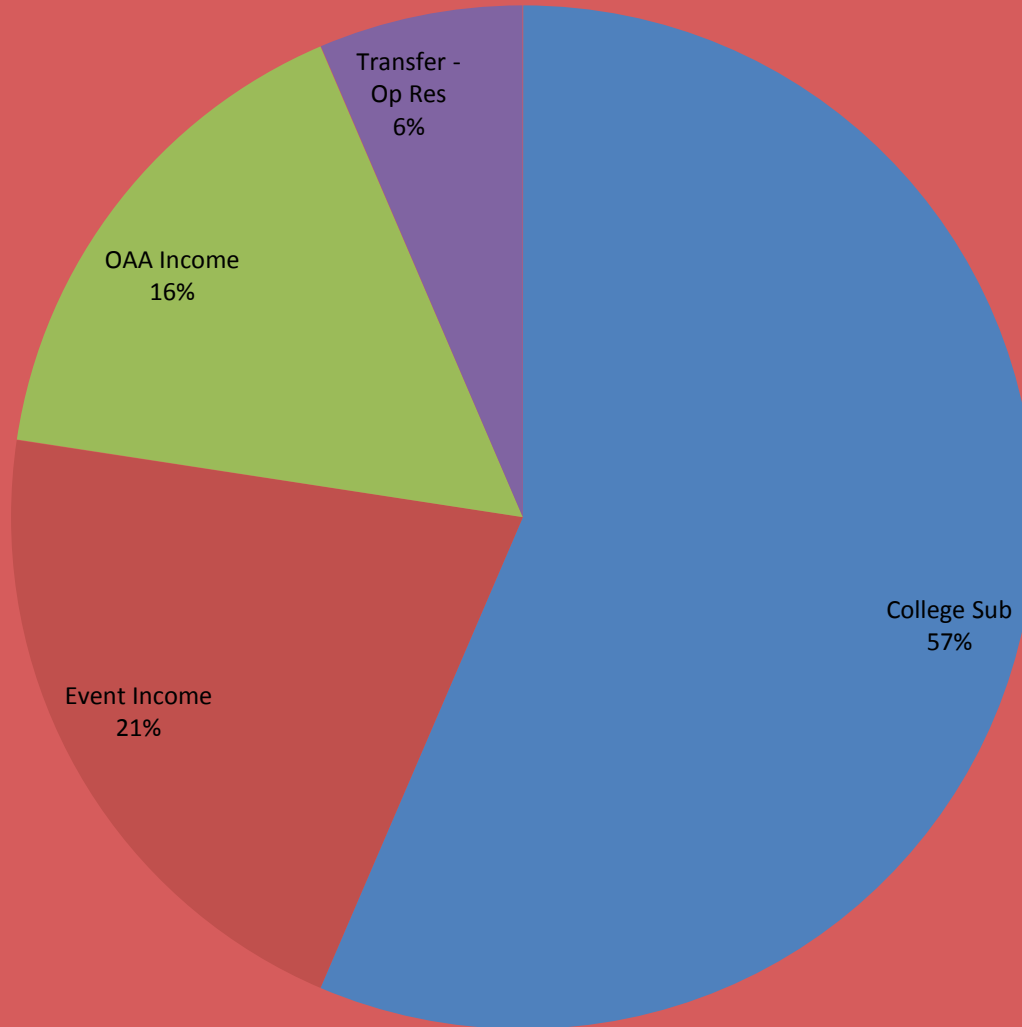
Carter Fund
Endowment
Income

Student Support
Career Exploration Trips, Project Work, Alumni Panels, Regional Travel,
Students at OAA Banquet, Internship, Study Breaks, etc.

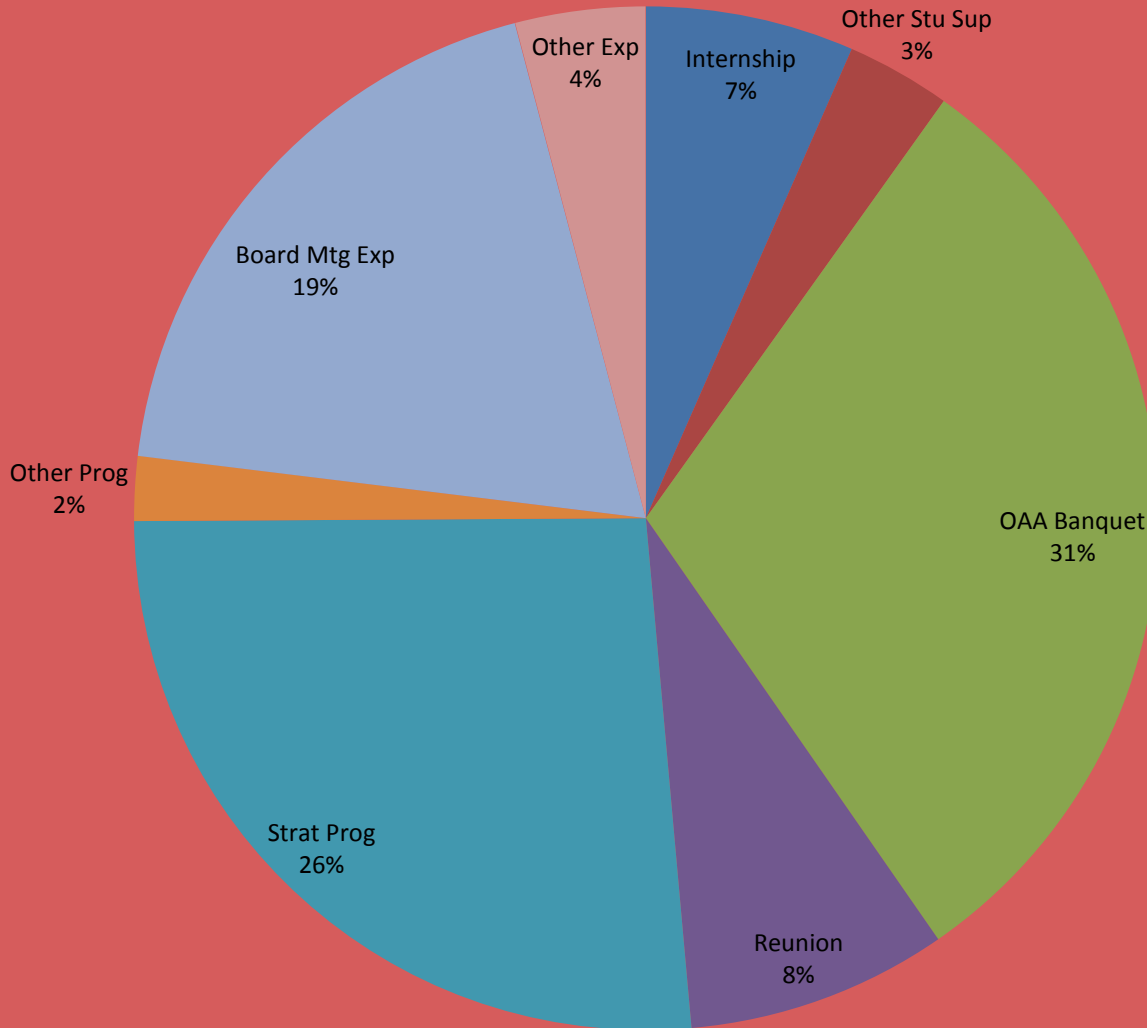
Positive Balance
(if any)

Carter Fund

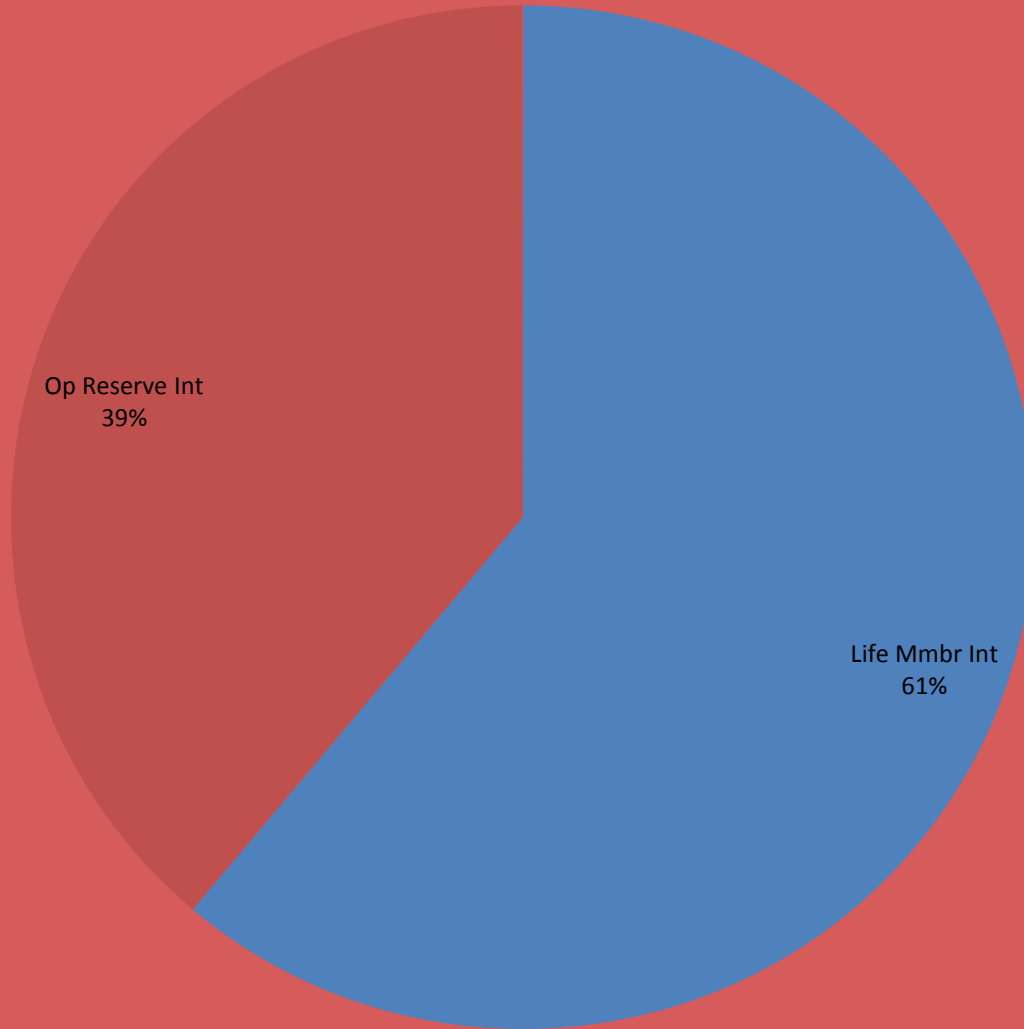
CALS AA Budget - Income



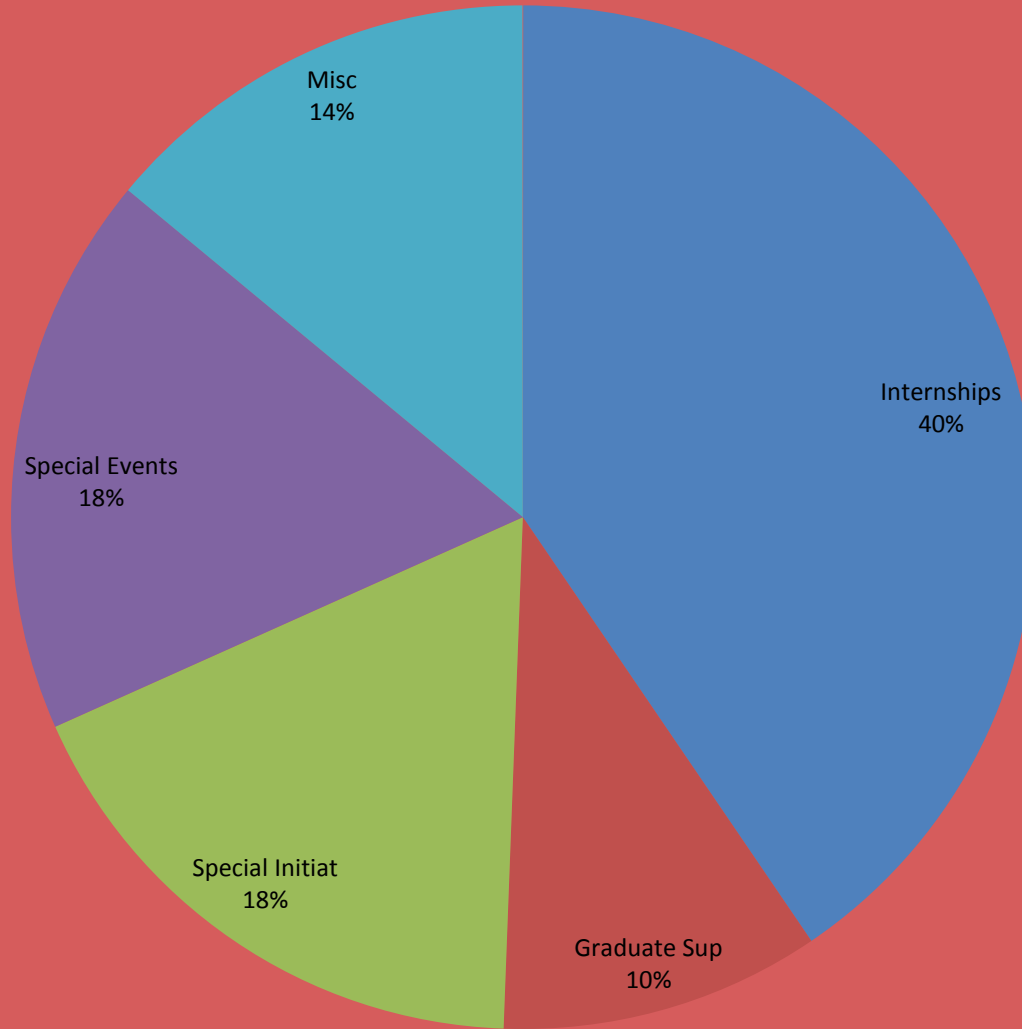
CALS Budget - Expenses



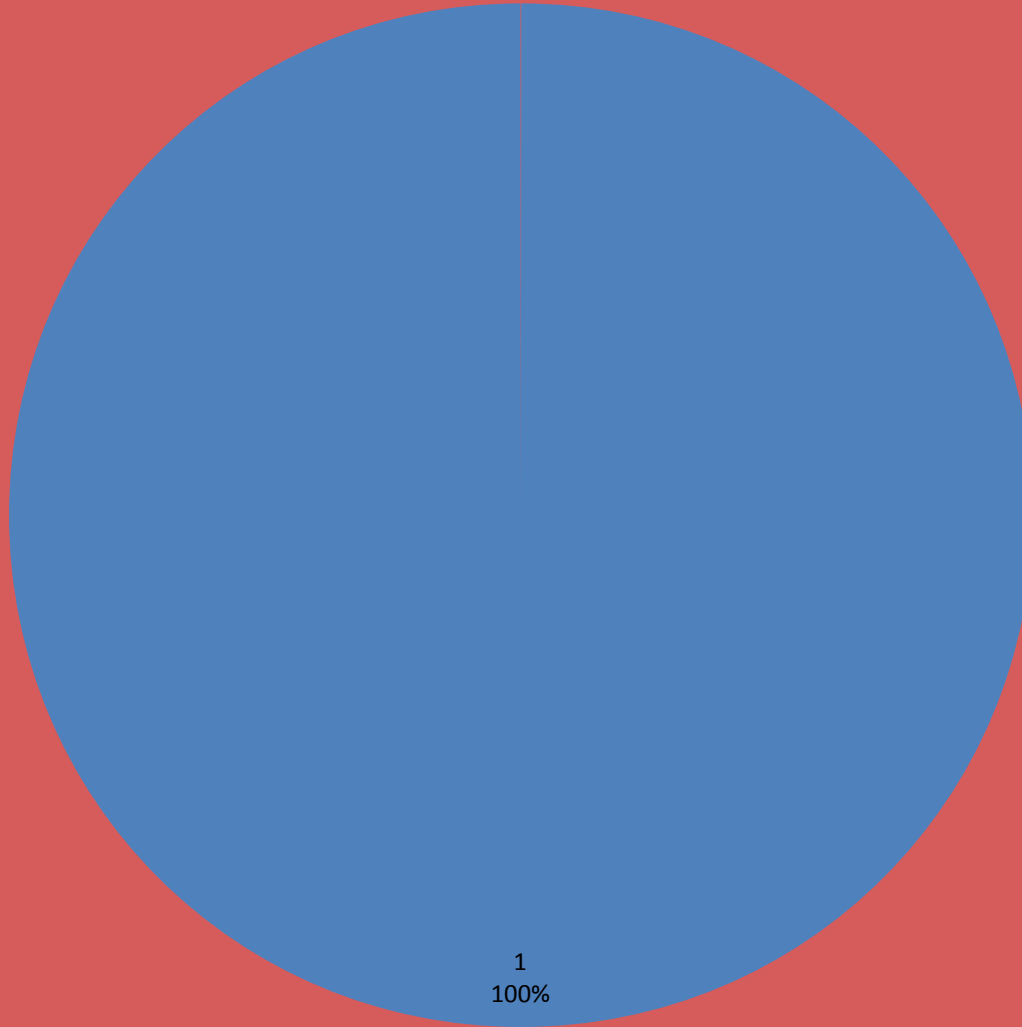
Life Member & Op Reserve Interest



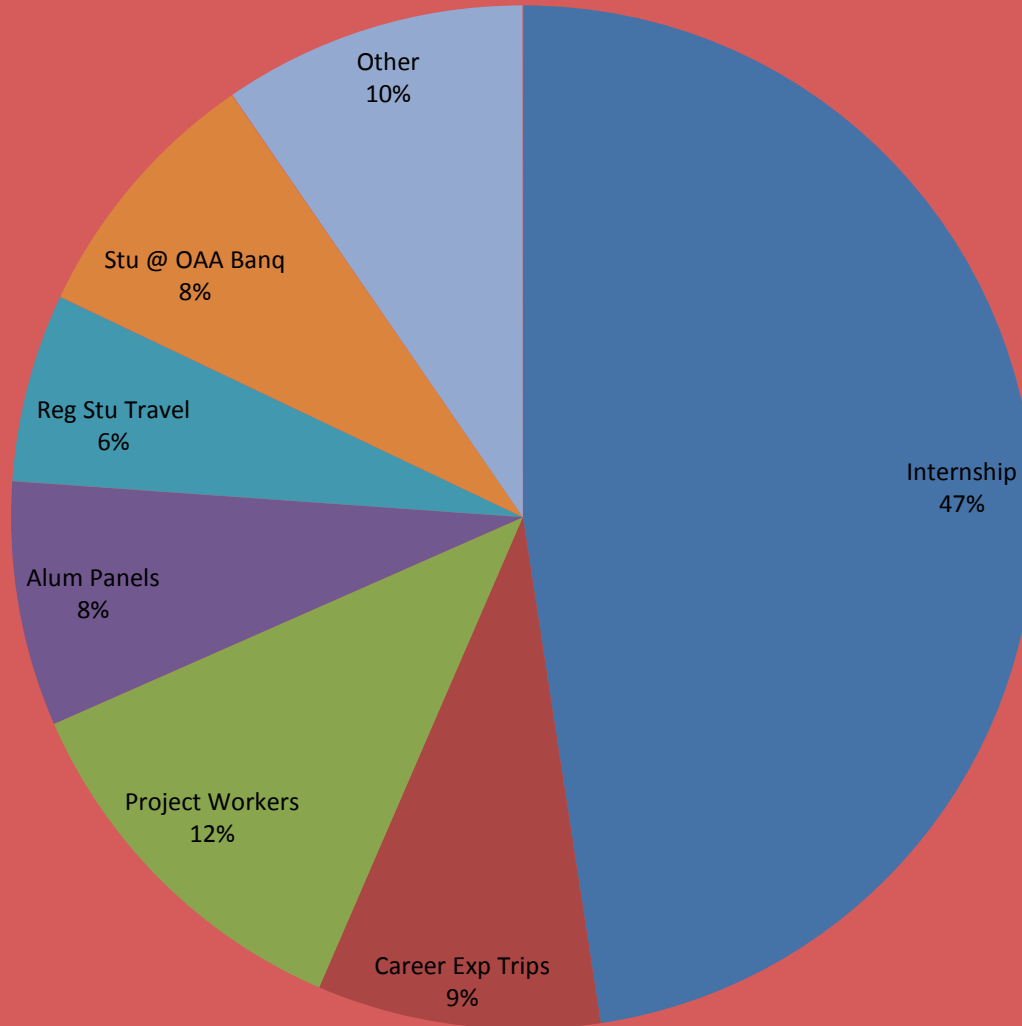
Life Member & Op Reserve Expenditures



Carter Interest



Carter Fund Expenditures



Training and Onboarding

CALS Alumni Association

Demographics

| | | |
|---------------------------|--------------------|--------------------|
| Classes of 1951 and Older | 80+ years old | 1,298 (3%) |
| Classes of 1952-1961 | 70-79 years old | 2,331 (5%) |
| Classes of 1962-1971 | 60-69 years old | 4,759 (11%) |
| Classes of 1972-1981 | 50-59 years old | 9,045 (20%) |
| Classes of 1982-1991 | 40-49 years old | 9,922 (22%) |
| Classes of 1992-2001 | 30-39 years old | 9,934 (22%) |
| Classes of 2002-2009 | Under 30 years old | <u>7,814</u> (17%) |
| | | 45,103 alumni |

Note: Based on data pulled in 2010, but general trends remain unchanged.

Training and Onboarding

CALS Alumni Association

Demographics

| | | |
|-------------------------------|-------|----|
| New York City | 2,827 | 1 |
| Ithaca Only | 2,394 | 2 |
| Rochester | 1,834 | 3 |
| Syracuse | 1,815 | 4 |
| Washington, DC | 1,588 | 5 |
| Greater Boston | 1,574 | 6 |
| Long Island/Nassau County | 1,482 | 7 |
| Capital District/Upper Hudson | 1,301 | 8 |
| Buffalo Area | 1,193 | 9 |
| Northern California | 1,148 | 10 |
| Cortland/Binghamton | 1,100 | 11 |
| Northern New Jersey | 1,081 | 12 |
| Westchester County | 1,065 | 13 |
| North Carolina | 885 | 14 |
| Philadelphia | 765 | 15 |



Note: Based on data pulled in 2010, but general trends remain unchanged.

Training and Onboarding

CALS Alumni Association

Organizational Structure

- Career Development Committee
- Dyson School Committee
- Executive Committee
- Finance
- Grants Review Committee
- Nominations Committee
- Planning and Marketing Committee
- Recognition Committee
- Student Leadership Committee
- Young Alumni Committee



Training and Onboarding

CALS Alumni Association

Signature Events

- Wine Tastings and Picnics
- Homecoming
- Outstanding Alumni Awards Banquet
- Hicks Lecture
- Pride of New York
- Reunion Breakfast and Wine Tasting
- And many more!



Training and Onboarding

CALS Alumni Association

Tools for Success

- CALSAA listserv: alsaa_directors-l@list.cornell.edu
- Board of Directors contact list
- Reimbursement form and policy
- Staff!

Staff Support

We are here for you!

Jennifer Benson: jl478@cornell.edu

Sharon Detzer: sld4@cornell.edu

Kristine Lange: ksk5@cornell.edu

Patty Weldon: paw32@cornell.edu



CALS Alumni Association

